

Classroom Conversational Spanish



Classroom Conversational Spanish

**Sandra Ovalles and Judy Langston
Lancaster School District**

1. Role Play Situations and Scripts
2. Comunicación – Vocabulary and Expressions
3. Web Sites
4. Specific Subject Area Vocabulary



Copyright: Sandra Ovalles and Judy Langston, 2002



Role Play Situations

(Hacer un Papel)

Role Play Situations

Note: Spanish scripts follow English version of Role Plays

Role Play #1

It is the first day of class and you have been told that José García on your class roll Does not yet understand or speak English. You want him to feel welcome, so you plan to greet him in Spanish.

Say the following:

Good morning, José (Good afternoon, Hello)

My name is _____.

Welcome to the class.

You may sit here.

Instead of José, your student is María. How would this conversation change?

Cultural Note: Your student may call you maestro (maestra for lady teachers). This means "teacher," and it is the way the students address their teachers in Mexico and other parts of Latin America. In Spain they would say profesor/a.

Role Play #2

There is a student in your class who is not on your roll, and who does not understand anything you say to him in English. Find out who he is, if he supposed to be in your class, and if not where he should be.

Say:

Good morning (afternoon)

My name is _____, and this is _____ (name of class)

What is your name?

(Miguel)

And last name?

Romero.

Pleased to meet you, Miguel.

(Likewise)

Miguel, I don't have your name on my roll. May I see your schedule?

OK, I see you are in my class. Welcome. You may sit here.

Alternately: You see that he is not in your class. Explain:

Miguel, I am sorry, but this is not your class. Your class for this period is _____ (class) in room _____ with Mr/Mrs./Miss _____. (Assign a student to take him to his class). Mary Beth will take you to your class. It was nice to meet you. Good-bye.

Role Play #3

You want to introduce José, to some of his classmates. Say the following.
José, I would like to introduce you to Michelle Smith.
Michelle, this is José.
What will José say?
How will Michelle respond, if she speaks Spanish?

Role Play #4

You would like to have a little friendly conversation each morning (afternoon) when José comes to class. And then at the end of class you will want to say good-bye.
Say the following:
Good morning (afternoon), José. How are you to today.
How will José respond?
José will then likely ask how you are. What will he say?
Respond.

At the end of class:
Good-bye, José. See you tomorrow.

Role Play #5

Homework (Tarea). Say the following:
José, I will write the homework assignment on the chalkboard each day.
Tell me if you do not understand.
The homework for tomorrow is on page 41.
Translate these words to Spanish.
Use your Spanish-English Dictionary.
(If there is a Spanish glossary in the back of your textbook say: "Use the dictionary in your textbook" and show him where to find it.)
Then write the definition in English.
Use the dictionary in your textbook to find the definition.

(Note: an appropriate test for José if he is very limited in English would be matching the English word to the Spanish. You can use his homework assignment to make the test. Remember that José does not have to take the same test as the rest of the class to receive credit.)

Please copy these words, (these sentences, these notes) from the overhead projector (chalkboard).
Complete this worksheet.
José, do you have your homework?

Role Play #6

Tests (pruebas y exámenes) - Say the following:

We are going to have a test tomorrow.
You should study pages 45-55 in your textbook.
You should study your notes.
You should study this review sheet.
Do you understand what to study?
Do you have questions?

Role Play #7

Test Day:

Say:
Take out a sheet of paper.
Put your books in the desk.
Please do not write on the test.
Just write the letter of the answer.
You do not need to copy the questions.
Turn in your paper when you have finished.
(Keep your paper until everyone has finished.)
(Pass your paper to the front.)
Raise your hand if you have a question.
Please do not talk during the test.
Good luck.

Role Play #8

During the course of the class, you want your student to do (or not do) several things. Give him the following commands.

Open your book to page 10.	Go to the board and write the answer to number 5.
Take out a sheet of paper.	Raise your hand.
Copy these vocabulary words	Pass up your homework (tests)
Answer these questions.	Write this in your notebook (journal)
Close your book.	Write sentences with these words.
Put your books in your desk.	Look up the definitions of these words.
Put away your books.	Throw your gum in the trash can.
Come here.	Sit down----Now.
Please stop talking.	Copy this information.
Listen.	Listen to me.
Pay attention.	Look at the board.
Begin now.	Answer this question.
Read this.	Read this aloud.
Tell me.	Sit up please.

Grammar Note: If you are giving a command to more than one student at the same time, you must use the plural form of the command. See notation on commands vocabulary page.

Cultural Note: Please don't tell the student to look at you when you are talking to him. They are taught to drop their eyes as a sign of respect.

Role Play #9 – The ill student

José has his head down on the desk and looks like he really feels bad today. Ask:

José, are you sick today?	What's wrong?
Does your head (throat, stomach) hurt?	Does something hurt?
Do you have a fever?	Where does it hurt?
Do you want to see the nurse?	How are you feeling?
Do you want to go home?	Are you all right?
Have you been to the doctor?	Do you want to go to the bathroom?
Are you taking any medicine?	Do you need to take your medicine?

You have to go to the nurse to take your medicine. Do you want to take your medicine to the nurse now? Do you want someone to go with you to explain to the nurse?

Do you want to go to the office to call home?

Role Play #10 – Meeting the Student's parents

You have an appointment on Parent Conference night to talk to Jose's parents. Even though you have been making adjustments for him in class, he is not making much progress because he does not do his homework, and he apparently does not study for tests. He does behave well in class, however, and he does seem to be paying attention. He does everything you ask him to do in class. His parents have just arrived. Say:

Good evening. I am _____, Jose's _____(subject) teacher.
I am pleased to meet you.
Thank you for coming.
Sit down please.
José is a very nice and courteous student. He behaves very well, and I am very happy to have him in my class.
However, I am concerned about his progress.
He is not doing his homework, and he is not studying for tests.
I know he understands what he is to do because I tell him in Spanish, and because he is able to do his classwork.
Can you talk to him, please, and tell him he must do his homework and study if he wants to pass this class?
This is his homework assignment for tomorrow.
His next test will be on _____.
Here is a copy of my class rules and procedures for you.
Thank you very much for coming and I appreciate your support.
It was a pleasure to meet you.

Good-bye.

Role-Play #11

Give José directions on how to get from your classroom to the following locations:

The media center

The main office

The Guidance office

The gym

The cafeteria

The nurse's room

The principal's office

Vocabulario Necesario (Necessary Vocabulary)

Overview of vocabulary is followed by scripts

Saludos y Despedidas (Greetings and Farewells)

Hola - Hello

Buenos días - Good morning

Buenas tardes - Good afternoon

Buenas noches - Good night

¿Qué tal? - What's up?

Cultural Note: In Spanish, there are two forms of the subject pronoun you. The subject pronoun *tú* is informal and the subject pronoun *usted* is formal. When a teacher speaks to a student, the teacher will use the *tú* form. When a student speaks to a teacher, the student will use the *usted* form.

Grammar Note: All nouns in Spanish are either masculine or feminine, and adjectives must agree in gender and number with the noun modified. For example:

A tall boy would be "un chico alto." A tall girl would be "una chica alta."

¿Cómo estás? - How are you?

Adiós - Good-bye

Hasta mañana - See you tomorrow

Hasta luego - See you later

To get biographical information from a student, the teacher will ask:

¿Cuál es tu nombre?	What is your name?
¿Cómo te llamas?	What do you call yourself? (Most commonly used)
¿Cuál es tu apellido?	What is your last name?
¿Tienes un sobrenombre?	Do you have a nickname?
¿Dónde vives?	Where do you live?
¿Cuántos años tienes?	How old are you?
¿Cómo se llaman tus padres?	What is the name of your parents?

The student will answer:

Mi nombre es...	My name is...
Me llamo...	I call myself...
Mi apellido es...	My last name is...
Mi sobrenombre es...	My nickname is...
Yo vivo en...	I live in...
Tengo ____ años de edad	I am _____ years old
El nombre de mi mamá es...	My mother's name is...
El nombre de mi papá es...	My father's name is...

Scripts

Role Play #1

Buenos días, José	Good morning, José
Buenas tardes, José	Good afternoon, José
Mi nombre es _____	My name is _____
Bienvenido a la clase	Welcome to the class
Te puedes sentar aquí.	You may sit here

Role Play #2

Buenos días (Buenas tardes) - Good morning (afternoon)
 Mi nombre es ____ (My name is____)
 ¿Cómo te llamas? - What is your name?
 (Miguel)
 ¿Y apellido? - And last name?
 (Romero)
 Mucho gusto, Miguel. - Pleased to meet you, Miguel.
 (igualmente) (likewise)

No tengo tu nombre en mi lista. - I don't have your name on my roll.
¿Puedo ver tu horario? - May I see your schedule?
Está bien. Veo que estás en mi clase. -OK, I see you are in my class.

Lo siento pero no es tu clase. - I'm sorry but this is not your class.
Tu clase ahora es _____ en sala ____ con la maestra/el maestro ____.
Your class now is ___ en room____with _____.

Mary Beth va acompañarte a tu clase. - Mary Beth will go with you
to your class.

For a small child who is in the wrong place, you would probably want to take
the child to their room or send for someone to come get him/her so you might
say:

Ven conmigo - Come with me. Or Ve con él/ella. - Go with him/her.

Role Play #3

José, me gustaría presentarte a Michelle. I would like to introduce you to
Michelle

Michelle, este es José

Michelle, this is José

Jose: Mucho gusto

Pleased to meet you.

Michelle: Igualmente

Likewise

Roley Play #4

Buenos días, (Buenas tardes) José. ¿Cómo estás hoy? - Good morning
(afternoon) How are you today?

Jose: Bien, gracias. ¿Y usted? - fine thanks. And you?

You: Bien

At end of class: Adiós. Hasta mañana. - Good-bye. See you tomorrow

Role Play #5

Escribiré la tarea en la pizarra cada día - I will write the homework on
The board each day.

Dime si no entiendes. - Tell me if you don't understand.

La tarea para mañana está en página 41.- Tomorrow's homework is on page 41.

Traduce estas palabras a español. Translate these words to Spanish.

Usa tu diccionario español/inglés. Use your Spanish/English dictionary.

Usa el diccionario en tu libro de texto. - Use the dictionary in your textbook.

Escribe las definiciones en inglés. - Write the definitions in English.

Usa el diccionario en tu libro de texto para buscar las definiciones.

Use the dictionary in your textbook to look for the definitions.

Por favor, copia estas palabras (estas oraciones) del proyector (la pizarra).

Please copy these words, (these sentences), from the projector (chalkboard).

Haz esta hoja de trabajo. Do this worksheet.

¿Tienes la tarea? Do you have your homework?

Role Play #6

Vamos a tener un examen mañana -We are going to have a test tomorrow

Deben /debes estudiar de la página 45 a la página 55 en el libro de texto.

You should study pages 45-55 in your textbook

Deben / debes estudiar tus apuntes / notas You should study your notes

Deben / debes estudiar esta hoja de repaso You should study this review
sheet

¿Entiendes lo que tienes que estudiar? Do you understand what to study?

¿Tienes alguna pregunta? Do you have any question?

Role Play #7

Saquen (saca) un papel Take out a sheet of paper

Pon tus (pongan sus) libros en el pupitre Put your books in the desk

Por favor no escriban (escribas) en este examen Please do not write on this
test

Escribe sólo la letra de la respuesta Just write the letter of the answer

No necesitan (necesitas) copiar las preguntas -You do not need to copy the
questions.

Entrega tu papel cuando hayas terminado. - Turn in your paper when
You are finished.

Guarda tu papel hasta que todos hayan terminado. - Keep your paper
Until everyone has finished.

Pasen los papeles al frente. - Pass the papers to the front.

No hables (no hablen) durante el examen. - Don't talk during the test.

Buena suerte - Good Luck.

Role-Play #8

Abran (abre) el libro a la página ocho - Open your book to page 8.

Saquen (saca) un papel Take out a sheet of paper

Por favor, copien (copia) estas palabras de vocabulario. - Please copy these
vocabulary words.

Contesta estas preguntas. - Answer these questions.

Cierren (Cierra) el libro. Close your book.

Pongan (Pon) los libros dentro del pupitre. - Put your books in the desk.

Guarden (guarda) sus (tus) libros - Put away your books.
Ven aquí - Come here.
Por favor, no hables. - Please stop talking.
Escuchen (escucha) - Listen.
Pongan (pon) atención. - Pay attention.
Empiecen (empieza) ahora. - Begin now.
Lean (lee) esto. - Read this.
Díganme (dime) - Tell me...
Pon tu chicle en la basura (papelera)-Put your gum in the trash (waste paper
Basket)

Role Play #9

El estudiante enfermo (the ill student)

- ¿Estás enfermo/a hoy? - Are you sick today?
- ¿Qué te pasa? What's wrong?
- ¿Te duele algo? Does something hurt?
- ¿Te duele la cabeza (el estómago, la garganta)? -Does you head (stomach, throat) hurt?
- ¿Tienes fiebre? Do you have fever?
- ¿Dónde te duele? Where does it hurt?
- ¿Cómo te sientes? How are you feeling?
- ¿Estás bien? Are you all right?
- ¿Quieres ir al baño? Do you want to go to the bathroom?"
- ¿Fuiste al médico? - Have you been to the doctor?
- ¿Estás tomando alguna medicina? Are you taking any medicine?
- ¿Necesitas tomar tu medicina? Do you need to take your medicine?
- Tienes que ir a la enfermera para tomar tu medicina. - You have to go to the Nurse to take your medicine.
- ¿Quieres ver a la enfermera? Do you want to see the nurse?
- ¿Quieres llevar tu medicina a la enfermera ahora? - Do you want to take your medicine to the nurse now?
- ¿Quieres que alguien te acompañe para explicar? - Do you want someone to go with you to explain?
- ¿Quieres ir a la oficina para llamar a tu casa? Do you want to go to the office to call home?
- ¿Quieres ir a tu casa? Do you want to go home?

Role Play #10

Buenas tardes (noches). Soy _____(your name), el/la maestro/a de _____(subject) de José.-Good afternoon (evening). I am _____(name),

Jose's _____(subject) teacher.
 Estoy encantado(a) en conocerlo / conocerlos I am pleased to meet you
 Gracias por venir Thank you for coming
 Por favor siéntese / siéntense Sit down please
 Su hijo es un estudiante muy cortés y simpático(a) Your son is a very nice
 and courteous student
 Su hijo se comporta muy bien Your son behaves very well
 Estoy muy contento(a) de tenerlo en mi clase I am very happy to have him in
 my class.
 Sin embargo, estoy muy preocupada acerca de su progreso Never-the-less, I
 am very concerned about his progress
 El no está haciendo la tarea y no está estudiando para los exámenes
 He is not doing his homework, and he is not studying for his tests
 Yo sé que él entiende lo que tiene que hacer porque se lo digo en español
 I know he understands what he is to do because I tell him in Spanish.
 ¿Puede usted hablar con él, por favor? Can you talk to him, please?
 Dígale que debe de hacer su tarea y estudiar si quiere pasar esta clase.
 Tell him that he must do his homework and study if he wants to pass this
 Class.
 Esta es su tarea asignada para mañana.-This is his homework assignment for
 Tomorrow.
 Su próximo examen será el día_____ His next test will be on_____
 Aquí está una copia de las reglas y procedimientos de mi clase para usted.
 Here is a copy of my class rules and procedures for you.
 Gracias por venir y yo aprecio su apoyo.Thank you for coming and I appreciate
 your support.
 Fue un placer conocerlo / conocerlos. It was a pleasure to meet you.

Role Play #11

Giving directions

Sigue derecho	Siga derecho - Go straight
Hasta al fondo del pasillo	to the end of the hall.
En la planta baja	on the first floor
En el segundo/tercer piso	on the 2 nd /3 rd floor.
Dobla (Doble)	Turn
A la derecha	To the right
A la izquierda	To the left.
Por aquí derecho	Straight ahead
En la primera puerta a la derecha -	First door to the right
Arriba	upstairs
Abajo	downstairs
Sube (Suba)	Go up

Baja (Baje)	Go down
La escalera	the stairs
El ascensor	the elevator
La salida	Exit
La entrada	Entrance
Vira (vire)	Turn around

¿Puede usted decirme dónde está _____?

Can you tell me where _____ is?

La biblioteca - the library	La oficina del director -principal's office
La oficina - the office	La cafetería - the cafeteria
La enfermera-the nurse	La oficina de consejeros-Guidance office
El gimnasio-the gym	

Nota: In some other countries el primer piso (1st floor) is actually the 2nd floor because the 1st floor is la planta baja,

Role Play Evaluation

Name _____

Role Play Number

Pronunciation- Adequate for understanding						
Accuracy- Adequate for understanding						
Able to complete task						

S= Task successfully completed

U=Continue to work on task

Role Play Number

Pronunciation- Adequate for understanding						
Accuracy- Adequate for understanding						
Able to complete task						

S= Task successfully completed

U= Continue to work on task

Comunicación

Vocabulario y Expresiones



En La Clase



Classroom Commands:

Note: Commands in parentheses are what you would say if you were speaking to more than one person at the same time.

Guarda (Guarden) los libros - Put away your books

Pon (Pongan) los libros dentro del pupitre (de la mochila) - Put your books in the desk/bookbag

Pasa (Pasen) la tarea (el trabajo, los cuadernos, las pruebas) al frente - Pass homework (work, notebooks, tests) to the front.

No hables (No hablen). - No talking.

No comprendo español. Dímelo (díganmelo) en inglés. - I don't understand Spanish. Say it in English.

Repítelo (Repítanlo) en inglés, por favor. - Repeat that in English please.

Habla (hablen) más despacio, por favor. - Please speak more slowly.

Escucha (escuchen) - Listen

Repite (Repitan) - Repeat

No repitas (No repitan) - Don't repeat.

Habla (hablen) más alto. - Speak louder.

Escucha (escuchen) la pregunta - Listen to the question.

Contesta (contesten) la pregunta - Answer the question.

No contestes (No contestan) - Don't answer.

Ven (vengan) aquí. Come here.

Ven (vengan) aquí enfrente de la clase - Come here in front of the class.

Haz (hagan) el papel de ...- Play the part of...

Empieza (Empiecen) - Begin.

Siéntate (Siéntense) - Sit down (¡Ahorita! (Mexico) ¡Ahora Mismo! (other countries) Now!)

Saca (Saquen) (Take out) una hoja de papel, un lápiz, el libro, el cuaderno (a sheet of paper, a pencil, the Book, the notebook)

Abre (abran) el libro a la página _____. -Open your book to page.

Cierra (Cierren) los libros - Close your books.

Lee (Lean) en voz alta. -Read aloud.

Lee (Lean) silenciosamente - Read silently.

Continúa (Continúen) - Continue

Escribe (escriban) - Write....

No escribas (No escriban) en este papel (esta prueba) - Don't write on this paper (this test)

Escribe (Escriban) en tu (su) propio papel. -Write on your own paper.

Levántate (Levántense) - Get up

Ve (vayan) a la pizarra - Go to the board

Mira (Miren) la pizarra - Look at the board

Pon (pongan) atención. - Pay attention.

¡Silencio! - Silence!

Cuidado con la pronunciación (la ortografía) - Careful with the pronunciation (spelling).

Di (Digan) - Say

Dime (Díganme) - Tell me

Dile (Díganle) - Tell him/her.

Trabaja (trabajen) - Work

Quita (Quiten); deja (dejen) - Stop it.

¡Basta! - That's enough!

Dibuja (dibujen) - draw

Come (Coman) - Eat

No le pegues (peguen) a nadie - Don't hit anybody.

No tires (tiren) papel (nada) - Don't throw paper.

No juegues (jueguen) - Don't play in the classroom.

Corre (Corran) - Run

No corras (corran) - Don't run (en el pasillo (corredor) - Don't run (in the hall)).

Vete (Váyanse) a tu (su) clase, por favor. - Go to your class please.

Todos juntos - All together

Otra vez - again

Levanta (Levanten) la mano - Raise your hand

Todo el mundo - Everyone

El maestro/la maestra dice: (Teacher says)

Vamos a tener una prueba (un examen) - We are going to have a test.

Vamos a tener un dictado. - We are going to have a dictation (You write what you hear.)

Vamos a corregir la tarea (el trabajo). - We are going to correct the homework (work).

Vamos a contar (cantar, repasar). - Let's count (sing, review).

¿Lo sabes? - Do you know it? (whatever you are asked)

¿Sabes la respuesta? - Do you know the answer?

¿Qué significa ____? ¿Qué quiere decir ____? - What does ____ mean?

¿Cómo se dice ____ en español (inglés)? - How do you say ____ in Spanish (English)?

(Se dice ____) - You say ____.

¿Tienes la tarea? - Do you have the homework.

¿Hay preguntas? - Are there any questions?

¿Comprendes? (¿Comprenden?) - Do you understand?

¿Entiendes? (¿Entienden?) - Do you understand? (interchangeable with comprender)

¿Has (han) estudiado? - Have you studied?

¿Puedes (Pueden) ver la pizarra (el televisor)? - Can you see the board (the TV)?

¿Comprendes (Comprenden) las direcciones? - Do you understand the directions?

¿Sabes (Sabes) qué hacer? - Do you know what to do?

¿Has (han) terminado? - Have you finished?

¿Necesitas (necesitan) más tiempo? - Do you need more time?

¿Por qué? - Why

Porque - because

Las clases empiezan a las ocho y cuarto pero puedes (pueden) entrar en el edificio a las ocho y

Cinco - Classes begin at 8:15 but you can enter the building at 8:05.

No puedes (pueden) estar en el edificio antes de las ocho y cinco. - You can't be in the building

Before 8:05)

¿Dónde está? - Where is?

¿Dónde está (tu carné de identidad, libro, tarea, trabajo, nota)? Where is your (name tag, book, homework, work, note?)

Ponte (Póngate) la carné de identidad. Put on your name tag. (Students recognize "ID").

Necesitas un ID. Vete (váyanse) a la oficina para conseguirlo. - You need an ID. Go to the Office and get one.

Por acá, por favor. - This way please

Por allá - That way

Bien- Well done

Muy bien - Very well done.

Es la hora de (empezar, estudiar, leer, escribir) - It's time to begin, study, read, write).

Tienes que traer una nota de tus padres o del médico cuando faltes a clase. - You have to bring a note from your parents or the doctor when you are absent.

Favor de llenar esta forma - Please fill out this form.

EL/LA ESTUDIANTE DICE;

No sé - I don't know No comprendo (No entiendo) - I don't understand.

¿Puedo hablar español? - May I speak Spanish?

Necesito ir al baño (servicio, sanitario, aseo). Estoy enfermo/a (Me siento mal). - I need to go to the restroom. I am sick.

Cultural Note: Traditionally a baño is facility that contains the means to take a bath—not a public restroom. However, most of the students we have in our schools say baño.

Tengo (No tengo) la tarea. - I have (I don't have) la tarea.

¿Cuál página? - What page

¿Cuál número? - What number?

¿Puedo ir al sacapuntas (a la papelera)? - May I go to the pencil sharpener (trash can)?

¿Tiene usted un clip (un lápiz, una liga de goma, una curita, una hoja de papel, un alfiler de seguridad, tijeras,)? - Do you have a paper clip, (pencil, rubber band, bandaid, sheet of paper, safety pin, scissors)?

Tengo una pregunta. - I have a question

¿Cuál es la fecha? - What's the date

Repítalo, por favor. - Repeat that please.

¿Cómo? - Excuse me? (I didn't understand what you said?)

¿Por qué? - Why

Expresiones de Cortesía

Por favor - please

gracias-thank you

de nada - You are welcome

Lo siento - I am sorry

Buena suerte - Good luck

Bienvenido/a - Welcome

Parts of speech and grammar: sustantivo-noun verbo-verb pronombre-pronoun
adjetivo-adj. adverbio - adv. preposición-preposition sujeto-subject
infinitivo-infinitive oración/frase - sentence

Días de la semana (Days of the week)

Nota gramatical: The calendar begins with Monday, not Sunday, and days are not capitalized. Months are also not capitalized.

Hoy es _____. Today is _____. La fecha es _____. The date is _____.

lunes, martes, miércoles, jueves, viernes, sábado, domingo. (Monday, Tuesday, Wednesday, Thursday, Friday)

Dates are written in this order: La fecha es el 20 de mayo de 2002. The date is May 5, 2002.

Consequently you would write: 20/5/02 (Day/month/year)

Meses (months)

Los meses del año (the months of the year)

enero	January
febrero	February
marzo	March
abril	April
mayo	May
junio	June
julio	July
agosto	August
septiembre	September
octubre	October
noviembre	November
diciembre	December

Colores:

rojo-red verde-green azul-blue amarillo-yellow blanco-white negro-black
marrón-brown gris-gray anaranjado-orange rosado-pink morado-purple

Números (Numbers)

Uno - one	once-eleven	veintiuno (veinte y uno) -21
Dos- two	doce-twelve	veintidós (veinte y dos) -22
Tres-three	trece-thirteen	veintitrés (veinte y tres)-23
Cuatro-four	catorce-fourteen	veinticuatro (veinte y cuatro)-24
Cinco-five	quince-fifteen	veinticinco (veinte y cinco)-25
Seis-six	dieciséis (diez y seis)-sixteen	veintiséis (veinte y seis)-26
Siete-seven	diecisiete (diez y siete)-seventeen	veintisiete (veinte y siete)-27
Ocho-eight	dieciocho (diez y ocho)-eighteen	veintiocho (veinte y ocho)-28
Nueve-nine	diecinueve (diez y nueve)-nineteen	veintinueve (veinte y nueve)-29
Diez-ten	veinte-twenty	treinta
Treinta y uno etc. -31	ciento uno - 101	ochocientos-800
Cuarenta - 40	ciento dos-102	novecientos-900
Cincuenta - 50	doscientos-200	mil - 1000
Sesenta -60	trescientos -300	dos mil - 2000
Setenta - 70	cuatrocientos-400	un millón - 1,000,000
Ochenta-80	quinientos-500	un millón de
Noventa -90	seiscientos-600	
Cien (ciento) -100	setecientos-700	

Notas gramaticales - Numbers 16-29 may be written as one word or as three, but after 29 they must be written as separate words. Uno and any combination with uno become un before a masculine noun and una before a feminine noun.

Example: veinte y un pupitres veinte y una mesas

One hundred exactly is cien but 101 and above is ciento uno, ciento dos, etc.

Cien is used before a noun or nouns. (Example: cien casas-100 houses)

The numbers doscientos, trescientos etc. change to doscientas, trescientas...before a feminine noun.

De is used if a noun follows millón or millones. (un millón de dólares)

Expresiones de matemáticas

y- plus (+) menos - minus (-) por-multiplied by, times (x) son- equal(s) (=)
dividido por -divided by

Vocabulario de la Clase



Personas - People

1. El profesor/la profesora -the teacher (Spain)
2. El maestro/la maestra - the teacher (LA)
3. El director/la directora-the principal
4. El entrenador/la entrenadora-the coach
5. El bibliotecario/la bibliotecaria-the librarian
6. El enfermero/la enfermera-the nurse
7. El consejero/la consejera-the counselor
8. El secretario/la secretaria - the secretary

17. la mochila - the book bag
18. la regla - the ruler
19. el borrador - the chalkboard eraser
20. la goma - the pencil eraser
21. la pizarra - the chalkboard
22. la tiza - the chalk
23. la papelera - the trash can
24. el sacapuntas-the pencil sharpener
25. la basura-the trash
26. la computadora - the computer
27. la calculadora-the calculator
28. el pase/el permiso-the hall pass
29. el gabinete-the cabinet
30. el pupitre-the student desk
31. el escritorio-the teacher's desk
32. el engrapador-the stapler
33. las grapas-the staples
34. la liga de goma- the rubberband
35. la luz - the light
36. el cartel—the poster
37. el mapa - the map
38. el tablón de anuncios-bulletin board
39. la puerta - the door
40. la ventana-the window
41. el televisor-the tv set
42. el laboratorio-the lab
43. el radio - the radio

Cosas - things

9. el lápiz - the pencil
10. el bolígrafo-the pen
11. el lapicero - the pen (Mexico)
12. el libro - the book
13. el papel - paper
14. la hoja de papel - the sheet of paper
15. el cuaderno - the notebook
16. la carpeta - the folder

- 44. el proyector-the projector
- 45. el micrófono-the microphone
- 46. la grabadora - the tape recorder
- 47. las tijeras - scissors
- 48. la fotografía - the photo
- 49. el cuadro-the painting
- 50. el cassette
- 51. los auriculares de casco-headphones
- 52. el estante-the bookshelf
- 53. la mesa-the table
- 54. la silla - chair
- 55. la fuente-the water fountain
- 56. el altavoz/el altoparlante-PA system
- 57. el guardarropas-the locker
- 58. la pared - the wall
- 59. el corredor/el pasillo - hall
- 60. el suelo-the floor
- 61. la perforadora-hole puncher

- 62. la pegapega-glue
- 63. el engrudo-paste
- 64. la televisión-TV
- 65. el techo-celing/roof
- 66. las grapas-staples
- 67. impresora/imprimadora-printer
- 67. el carné/carnet de identidad


Trabajo de la clase-schoolwork

- 69. la tarea-homework
- 70. la prueba-the test/quiz
- 71. el examen-test/exam
- 72. la composición-composition
- 73. la lectura - the reading
- 74. la boleta - report card

Las Clases

- | | | |
|-------------------------------------|------------------------|-----------------------------------|
| historia - history | matemáticas - math | ciencias - science |
| lengua extranjera-Foreign Language | | inglés -English |
| español - Spanish | francés-French | la clase militar-ROTC |
| astronomía-astronomy | física-physics | química-chemistry |
| biología-biology | geología-geology | álgebra |
| cálculo | trigonometría | psicología-psycology |
| geografía del mundo-world geography | | historia del mundo -world history |
| arte-art | fotografía-photography | |
| literatura-literature | coro-chorus | música-music |





Promesa de Lealtad (Pledge of Allegiance)

**Prometo lealtad a la bandera (I pledge
allegiance to the flag)
de los Estados Unidos de América (of the
United States of America)
y a la república (and to the republic)
a la cual representa (for which it stands)
una nación (one nation)
bajo Dios (under God)
indivisible (indivisible)
con libertad (with liberty)
y justicia para todos (and justice for all)**



After the pledge a moment of silence must be observed. The teacher should say the following: **Guarden un momento de silencio (Let's have a moment of silence)**

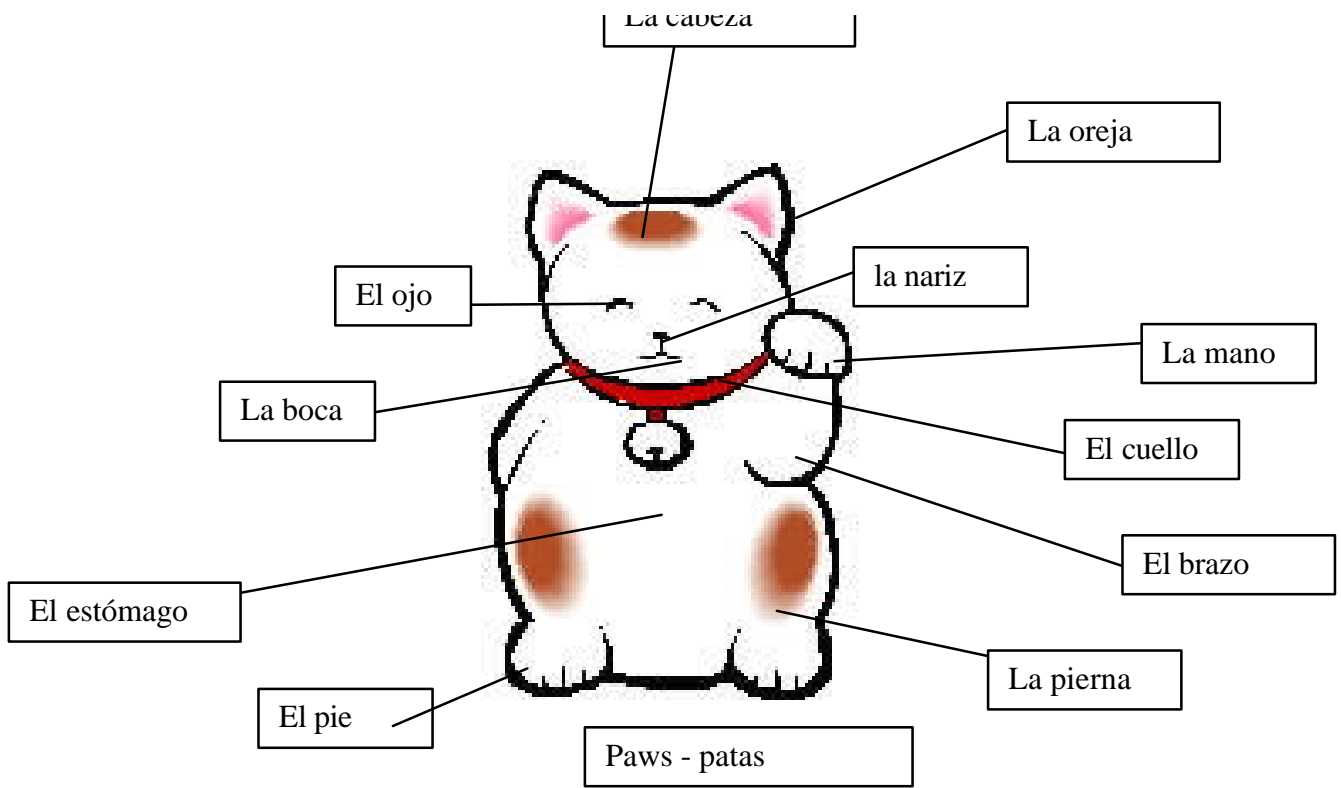
ADJECTIVES CON SER

Note: All adjectives that end with O, change O to A for feminine form.

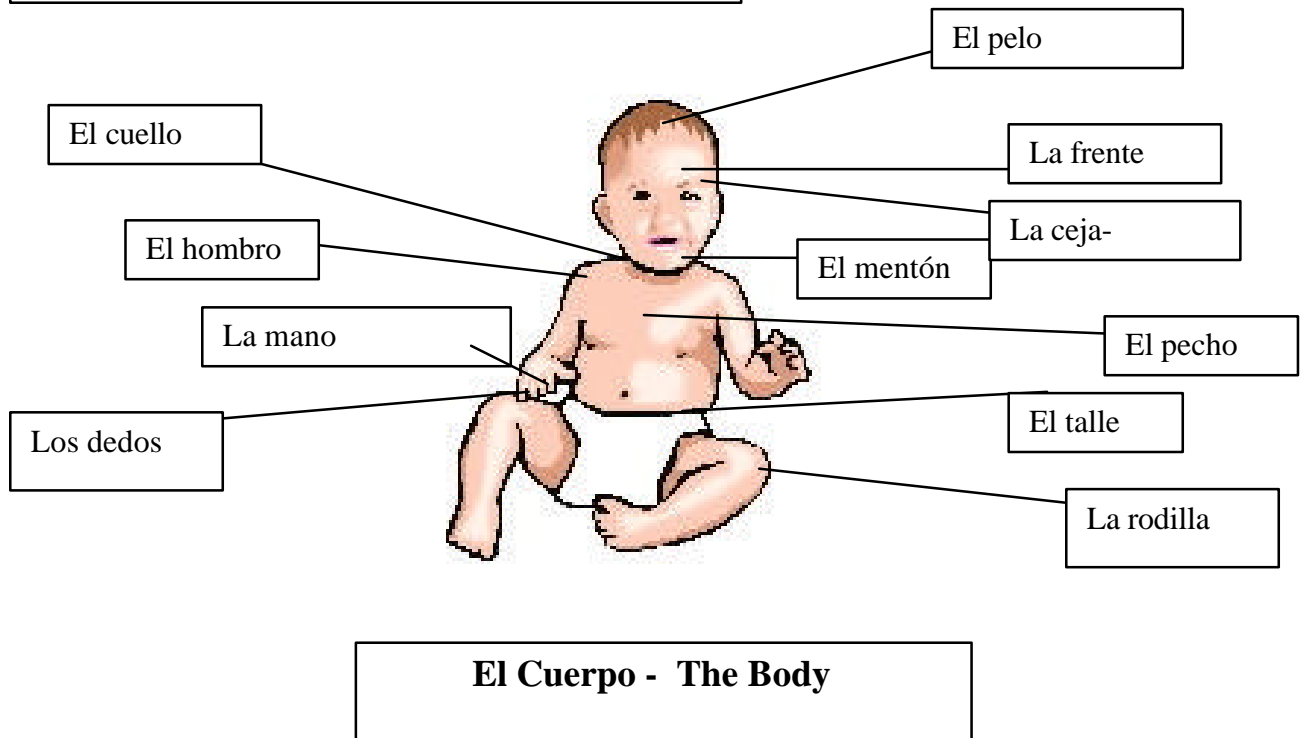
bajo-short	alto-tall	serio-serious	malo-bad
cómico-funny	guapo-good-looking	bonito-pretty	justo-fair
hermoso-beautiful	lindo-pretty	bello-beautiful	leal-loyal
inteligente-intelligent	estúpido-stupid	interesante-interesting	feo-ugly
fascinante-fascinating	joven-young	fácil-easy	listo-smart
difícil-difficult	generoso-generous	tacaño-stingy	viejo-old
pequeño-small	grande-big	aburrido-boring	nuevo-new
simpático-nice	antipático-not nice	amable-nice	bueno-good
tímido-timid	divertido-fun	americano-American	gordo-fat
popular	mimado-spoiled (person)	fuerte-strong	flaco-skinny
agradable-nice/pleasant	delgado-slender	molestoso-aggravating	gordo-fat
elegante-elegant		cortés-courteous	comprensivo-
understanding			
amistoso-friendly		honrado-honorable	independiente-
independent			
bondadoso-kind	alegre-happy/cheerful	creativo-creative	terco-stubborn.
calmado-easy going	valiente-brave	débil-weak	
afable-good-natured	cariñoso-affectionate	ambicioso-ambitious	rico-rich
torpe-clumsy	compadecido/compasivo-compassionate		pobre-poor
atrevido-daring	tonto-foolish	travieso-naughty	
razonable-reasonable	confiable-reliable	sincero-sincere/honest	
frívolo-frivolous	chismoso-gossipy	celoso-jealous	
encantadora-charming	gracioso-witty	mentiroso-deceitful	
optimista-optimistic	pesimista-pessimistic	envidioso-envious	
presumido-conceited	odioso-hateful		

ADJETIVOS CON ESTAR

contento-happy	aburrido-bored	triste-sad	muerto-dead
enfermo-sick	cansado-tired	enojado/enfadado-angry	
enamorado-in love	furioso-furious	preocupado-worried	
agitado-agitated/upset	ansioso-anxious	nervioso-nervous	feliz-happy
desesperado-desperate	confuso-confuse	turbado-confused	bien-fine
asombrado-surprised	deprimido/desanimado-depressed		
abatido/desalentado-despondent/down		decepcionado-disappointed	
determinado-determined	disgustado-disgusted	desilusionado-disillusioned	
satisfecho-satisfied	desatisfecho-dissatisfied		dudoso-doubtful
avergonzado-embarrassed		fascinado-fascinated	libre-free
asustado-frightened	nostálgico-homesick	esperanzado-hopeful	
humillado-humiliated	impresionado-impressed	interesado-interested	
envidioso-envious	frustrado-frustrated	agradecido-grateful	
perdido-lost	aliviado-relieved	sobresaltado-shocked	
perturbado-troubled	tenso-tense/uptight	arrepentido-regretful/sorry	
relajado-relaxed	atareado-overworked	miserable	
sospechoso-suspicious			



La garganta – throat	La sangre - blood
La espalda – back	Los huesos - bones
El codo – elbow	La cara - face
El corazón – heart	El cerebro – brain





¿Qué hora es? -Telling Time

On the hour

Es la una - It's one o'clock

Son las dos - It's two o'clock

Son las tres - It's three o'clock

Son las cuatro - It's four o'clock

Son las cinco - It's five o'clock (Continue this way all through the hours of the clock)

On the half hour - To tell time on the half hour add "y media" to the above

Es la una y media

Son las dos y media

To give the time between the hour and the half hour add the minutes to the hour using "y"

Es la una y cinco - It's 1:05 Son las dos y diez - It's 2:10

Son las tres y veinte y cinco - It's 3:25.

To give time on the quarter hour, it is more common to say "y cuarto" than "y quince"

Son las cinco y cuarto - It's 5:15

To give the time between the half hour and the next hour subtract the minutes from the upcoming hour.

Es la una menos cuarto - It's 12:45 Son las dos menos diez - It's 1:50

Son las tres menos cuarto - It's 2:45 (Faltan quince para las tres)

A.M - de la mañana P.M. de la tarde o de las noche (in the afternoon or at night)

el mediodía noon

la medianoche - midnight

To say what time something is going to take place—for example at 3 o'clock, say "a" instead of "son". For example: We are leaving at 3 p.m. would be "Salimos a las tres de la tarde."

La Ropa (Clothing)



El vestido

Los zapatos

El abrigo - overcoat	la blusa - blouse	el bolsillo - pocket
El botón - button	el calcetín-sock	la camisa - shirt
La camiseta - T-shirt	la corbata -necktie	el chaleco - vest
La chaqueta - jacket	la falda - skirt	la gorra - cap
La cachucha -cap (Mexico)	el guante - glove	los mitones - mittens
La media-stocking	los pantalones-trousers	el sombrero - hat
El traje - suit	el vestido-dress	el zapato -shoe
Las pijamas-	el traje de baño-bathing suit	
Las pantuflas-bedroom slippers	la ropa interior-underclothes	
Los jeans/los vaqueros -jeans	los pantalones cortos-shorts	
El impermeable-raincoat	el cinturón - belt	

La Familia



La abuela-grandmother	el abuelo-grandfather	el padre - father
La madre - mother	el hijo - son	la hija - daughter
El hermano-brother	la hermana - sister	el primo-cousin
La prima- girl cousin	el tío-uncle	la tía - aunt
El sobrino-nephew	la sobrina-niece	el nieto-grandson
La nieta - granddaughter	el suegro-father-in-law	la suegra-mother-in-law
El yerno-son-in-law	la nuera-daughter-in-law	el cuñado-brother-in-law
La cuñada-sister-in-law	el esposo-husband	la esposa-wife
El chico-boy	la chica - girl	el chamaco-boy/kid (Mexico)
La chamaca -girl/kid (Mexico)	el guero/la guera-the blond (Mexico)	el muchacho/a-boy/girl

Expresiones con tener (Expressions with tener)




tengo hambre	I'm hungry	tengo frío	I'm cold
tengo sed	I'm thirsty	tengo miedo	I'm scared
tengo sueño	I'm sleepy	tengo suerte	I'm lucky
tengo prisa	I'm in a hurry	tengo cuidado	I'm careful
tengo razón	I'm right	tengo vergüenza	I'm ashamed
tengo calor	I'm hot	tengo ganas de	I feel like doing...
tengo ___ años de edad			
I am ___ years old			

Nota gramatical: The equivalent of I am very hungry is tengo mucha hambre which literally means I have much hunger.

Tener que followed by an infinitive is used to express an obligation that one must carry out. For example: Tengo que hacer la tarea I have to do homework

Tengo que comer	I have to eat
Tengo que ir a la escuela	I have to go to school
Tengo que ir al baño	I have to go to the bathroom



Vocabulario de comida		Food vocabulary	
		queso	cheese
cafetería	cafeteria	yogur	yogurt
desayuno	breakfast	té	tea
almuerzo	lunch	azúcar	sugar
merienda	snack	sal	salt
cena	supper	pimienta	pepper
ensalada	salad	mantequilla	butter
lechuga	lettuce	pescado	fish
repollo	cabbage	frutas	fruits
zanahoria	carrot	manzana	apple
tomate	tomato	plátano	banana
sopa	soup	pera	pear
arroz	rice	uvas	grapes
habichuelas	beans	mango	mango
frijoles	beans	piña	pineapple
bistec	steak	utensilios	utensils
pollo	chicken	cuchillo	knife
pollo frito	fried chicken	cuchara	spoon
papa	potato	tenedor	fork
patata	potato	vaso	glass
papas fritas	french fries	taza	cup
hamburguesa	hamburger	plato	plate
postre	dessert	servilleta	napkin
pastel	cake	bebidas	drinks
pan	bread	agua	water
pan dulce	sweet bread	limonada	lemonade
mollete	muffin	té helado	iced tea
		café	coffee

¿Te gusta comer en la cafetería?
 ¿Qué tenemos para comer hoy?
 ¿Dónde está la cafetería?

Do you like to eat in the cafeteria?
 What's for lunch today?
 Where is the cafeteria?

Adverbios de frecuencia

Adverbs of frequency

nunca never
siempre always
raras veces rarely

a menudo often
frecuentemente frequently

Web Sites



Web Sites

To access all of below sites: type in the following address

<http://web.InfoAve.Net/~jlangston/homepage.html>

Click on Web Sites for Teachers

Click on Go to Links for PGI Class

Study Spanish Tutorials

<http://www.studyspanish.com/>

<http://www.linguaweb.ndirect.co.uk/>

<http://spanish.about.com/>

<http://www.trinity.edu/mstroud/grammar/index.html>

<http://www.indiana.edu/%7Ecall/ejerci.html>

<http://www.quia.com/dir/spanish/http://www.weston.org/conjuguemos/>

<http://www.colby.edu/~bknelson/exercises/index.html>

<http://www.mhhe.com/socscience/foreignlang/puntos/quizzes/index.html>

<http://www.edgefield.k12.sc.us/sths/bermejo/>

Dictionaries/Translators

<http://dictionary.lezlisoft.com/dictionary/index.shtml>

<http://www.ctv.es/USERS/alberfon/dicsear1.htm>

<http://signserver.univ-lyon2.fr/home/Traduc.html>

<http://www.june29.com/~chambers/IDP/IDPsearch.html>

<http://rivendel.com/~ric/resources/translator.html>

<http://rivendel.com/~ric/resources/dictionary.html>

<http://www.foreignword.com/Tools/dictsrch.htm>

<http://www.langtolang.com/index.asp>

<http://www.allwords.com/19wlinks.asp>

<http://www.allwords.com/>

<http://babelfish.altavista.com/translate.dyn>

<http://www.yourdictionary.com/>

<http://dictionaries.travlang.com/EnglishSpanish/>

<http://dictionaries.travlang.com/>

<http://www.spanishdict.com/>

<http://rivendel.com/~ric/resources/translator.html>

<http://www.systranbox.com/systran/box>

<http://translator.dictionary.com/text.html>

Currency Exchanger

<http://www.oanda.com/cgi-bin/travel>

ESOL Links

SDE - http://www.myscschools.com/offices/cso/foreign_language/esol.htm

TESOL - <http://www.intrex.net/cartesol/mainlinks.htm>

Help Kits/Migrant Education: <http://webserver1.oneonta.edu/faculty/thomasrl/>

Help Kits/Migrant Education: <http://www.escort.org/>

<http://www.ncbe.gwu.edu/>


<http://www.members.tripod.com/~ESL4Kids/>

<http://web.infoave.net/~jlangston/homepage.html>

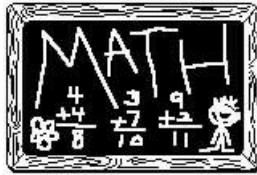
<http://www.ed.gov/offices/OCR/ellresources.html>



Vocabulario Específico
Specific Subject Area Vocabulary



Vocabulario de matemáticas



Acute - agudo	Digits-dígitos
Add - sumar	Divide-dividir
Angle - ángulo	Dividend -dividendo
Area - área	Divisor--divisor
Average - promedio	Double-doble
Bar graph - gráfico de barra	Each-cada
Capacity - capacidad	Edge-borde
Check - Corrige (avisa)	Elapsed time-tiempo transcurrido
Circle graph - gráfico de círculo	Equal to- igual a
Circumference - circunferencia	Equations - ecuaciones
Combine - combine	Equilateral triangle - triángulo equilátero
Compare and order - compara y ordena	Equivalent decimals -decimales equivalentes
Complete the pattern - completa el patrón	Error - error
Composite numbers - números compuestos	Estimate -estimación
Cone -cono	Evaluate - evaluar
Congruent - congruente	Even - número par
Count by, (i.e. fives, twos, etc.) - cuenta por (cinco, dos)	Example - ejemplo
Cube- cubo	Expanded form - forma ampliada
Cup(s) - taza(s)	Exponent-exponente
Cylinder - cilindro	Face-superficie
Decimal point - punto decimal	Fact families-familias de verdades
Degree - grado	Factor-factor
Denominator-denominador	Formula-fórmula
Diameter-diámetro	Fraction words one-half, one-third, two-thirds, etc. through tenths - fracciones -una mitad, un tercio,
Difference-diferencia	

Dos tercios, un cuarto, un quinto, un sexto, un séptimo, un octavo, un noveno, un décimo
 Gallon(s)-galón
 Gram- Gramo
 Graphic aids- Ayudas gráficas
 Greater than-más de
 Greatest common factor- El factor común más grande
 Greatest to least-el más grande a lo menos
 Grid-rejilla
 Grouping-poner en grupos
 Height-la altura
 Hexagon-hexágono
 Horizontal-horizonta
 Input- Entrada de información
 Intersecting lines- Líneas que se intersecan
 Interval- Intervalo
 Invert-invertir
 Label- etiquetar
 Least common denominator- Menos denominador común
 Least to greatest- Lo menos a la más grande
 Less than- Menos que
 Line graph- Línea gráfico
 Line of symmetry- Línea de la simetría
 Line segment- Línea segmento
 Lines-líneas
 List the steps-escribe los pasos de progresión
 Logic- Lógica
 Mass- Masa
 Mean- el medio
 Median- Mediano
 Missing addend- Sumando que falta
 Missing factor- Factor que falta
 Mixed number- Número mezclado
 Mode- Modo

Money; money words-el dinero; un dólar, moneda
 de cincuenta centavos, un cuarto. moneda de diez centavos, Un nickle, un centavo
 Multiple Múltiple -
 Multiply-multiplicar (multiplica)
 Negative integers- Números enteros negativos
 Number line- Línea del número
 Number words zero through one hundred; thousand; million, billion- mil millones -un millón, mil millones
 Numerator- Numerador
 Obtuse angle- Ángulo obtuso
 Obtuse triangle- Triángulo obtuso
 Octagon-octágono
 Odd - Número impar
 Operation- Operación
 Opposite (s) -Opuesto(s)
 Ordered pair- Par pedido/par ordenado
 Ounces-onzas
 Output- Salida
 Parallel lines- Líneas paralelas
 Parallelogram-paralelogramo
 Parentheses- Paréntesis
 Pattern(s)-patrones, modelos
 Pentagon- Pentágono
 Percent-por ciento
 Perimeter- Perímetro
 Period-período
 Perpendicular lines-líneas perpendiculares
 Pi-pi
 Pictograph
 Pint(s)-pinta
 Place value of whole numbers/decimal numbers

Valor del lugar de números enteros y números decimales
Plane-plano
Plot-diagrama
Polygon- Polígono
Positive integers- Números enteros positivos
Pounds-libras
Practice-practicar/practica
Predict-predecir
Prime factorization- Factorización primera
Prime numbers- Números primeros
Probability-probabilidad
Product-producto
Protractor- Prolongador
Pyramid-pirámide
Quadrilateral- Cuadrilátero
Quart(s)- Cuarto de galón
Quotient- Cociente
Radius- Radio
Range- Range
Ratio- Relación de transformación
Ray-rama
Rectangle-rectángulo
Rectangular prism- Prisma rectangular
Remainder- Resto
Repeat-repetir (repite)
Represents-representa
Rhombus- Rombo
Right angle- Angulo recto
Right triangle- Triángulo derecho
Round -redondo -to round off- a redondo apagado
Scale- Escala
Shade-sombra
Show your work-muéstra tu trabajo
Similar-similar; semejante
Simplest form-en la forma más sencilla
Skip-counting- Saltar-cuenta

Solution- Solución
Solve- solucionar
Sphere- Esfera
Square- Cuadrado
Square root- Raíz cuadrada
Standard form- Forma de estándar
Subtract-subtraer (subtrae)
Sum- la suma
Tenth, hundredth, thousandth, tenthousandth-
 Décimo, centésimo, milésimo, diez milésima parte
Trapezoid- Trapezoide
Triangle-triángulo
Triple- Triple
Twice as much- Dos veces tanto
Value-valor
Venn diagram- Diagrama de Venn
Vertex- Cima
Vertical-vertical
Volume-volumen
x-coordinate- x-coordine
y-coordinate- y-coordine

Instrumentos Musicales (Musical Instruments)



Instrumentos de Cuerda (String Instruments)

Arpa	Harp
Guitarra	Guitar
Violín	Violin
Viola	Viola
Violoncello	Cello
Bajo Doble	Double Bass
Mandolina	Mandolin

Instrumentos de viento (Wind Instruments)

Armónica	Harmonica
Bajón	Bassoon
Clarinete	Clarinet
Clarinete Bajo	Bass Clarinet
Fluta	Flute
Flautin	Piccolo
Oboe	Oboe
Saxofón	Saxophone
Saxófono	Saxophone
Trompa inglesa	English Horn

Instrumentos Musicales de Metal o Cobre (Brass Instruments)

Corneta	Bugle
Trombón	Trombone
Trumpeta	Trumpet
Tuba	Tuba
Trompa de Francia	French Horn

Instrumentos de Percusión (Percussion Instruments)

Banda de Percusión del Caribe	Steel Drums
Bongos	Bongos

Conga
Campanas de Orquesta
Campanas Lira
Cascabeles
Cabassa
Castañuelas
Güiro
Maracas
Marimba
Piano
Símbolos
Tambor Bajo
Tamborín
Triángulo
Timpano- Timpani
Xilófono
Claves

Conga
Orchestra Bells
Bell Lyra
Sleigh Bells
Cabassa
Castanets
Güiro
Maracas
Marimba
Piano
Cymbals
Bass drum
Tambourine
Triangle
Kettledrum
Xylophone
Claves (Cuba Sticks)

Otras Palabras (Other words)

Sinfonía
Orquesta
Conductor
Coro
Cantante

Symphony
Orchestra
Conductor
Chorus
Singer

Opera

Opera

Artista
Canción
Cantar

Artist
Song
To sing